















Mixtures and Solutions

Sorting Activity

Cut out each box on the next page. Decide whether each set of objects is a mixture or a solution. Glue the box on the appropriate side.

| Mixtures | Solutions |
|--------------------------|--------------------------|
| <input type="checkbox"/> | <input type="checkbox"/> |
| <input type="checkbox"/> | <input type="checkbox"/> |
| <input type="checkbox"/> | <input type="checkbox"/> |
| <input type="checkbox"/> | <input type="checkbox"/> |
| <input type="checkbox"/> | <input type="checkbox"/> |

Cut out each picture and glue it on the previous page either under mixture or solution.

| | | | |
|--------------------------------------------------------------------------------------------------|----------------------------------------------------------------------------------------------------------------------------|----------------------------------------------------------------------------------------------------------|---------------------------------------------------------------------------------------------------------|
|  Chex Mix |  Kool-Aid |  Trail Mix |  Milk |
|  Symp |  Coins |  Coffee |  Water and Sand |
|  Dish Soap |  Cake Ingredients (before blending) |  Sand and shells |  Lemonade |
|  Smoothie |  Gum balls |  Soda |  Salad |

Thank you for your purchase!

I hope you and your students enjoy using this activity as you learn about mixtures and solutions. I have provided a color and black and white copy of the pictures. Print them however you prefer.

If you have any questions about my product please feel free to contact me at tvern08@gmail.com

If you enjoyed this activity, please visit my TPT store and preview my selection of math and science products.
<https://www.teacherspayteachers.com/Store/Teaching-With-Tiffany>

Teaching with Tiffany



Cut out each box on the next page. Decide whether each set of objects is a mixture or a solution. Glue the box on the appropriate side.

Mixtures

| | |
|--|--|
| | |
| | |
| | |
| | |

Solutions

| | |
|--|--|
| | |
| | |
| | |
| | |

Cut out each picture and glue it on the previous page either under mixture or solution.



Chex Mix



Kool-Aid



Trail Mix



Milk



Syrup



Coins



Coffee



Water and Sand



Dish Soap



Cake Ingredients
(before blending)




Sand and shells



Lemonade



Smoothie



Gum balls



Soda



Salad

Cut out each picture and glue it on the previous page either under mixture or solution.



Chex Mix



Kool-Aid



Trail Mix



Milk



Syrup



Coins



Coffee



Water and Sand



Dish Soap



Cake Ingredients
(before blending)




Sand and shells



Lemonade



Smoothie



Gum balls



Soda




Salad

Key

Classify each box on the next page. Decide whether each set of objects is a mixture of a solution. Glue the box on the appropriate side.

Mixtures



Solutions

